



Cut and paste the sentence in the correct order. Name _____

Draw a picture to match the sentence.

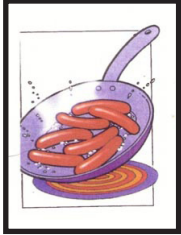
--	--	--	--


a has Pam hat.



Sound It Out 2




Name _____


Write the correct letter under the sound card. Sound out the word and draw a line to the matching picture.














Blending with /i/

Name _____



pi mi si ni



Sight Word – my

Name _____

Trace the word. Cut the letters and glue them to spell the word.

my

my

my

my

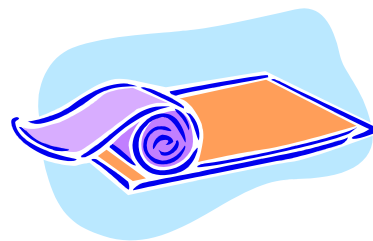
--	--

--	--

y m

y m

	a	t
--	---	---



	a	t
--	---	---



h		t
---	--	---



h	o	
---	---	--



	o	p
--	---	---



m	m	p	o	h
---	---	---	---	---


Name _____

Once upon a

time




ABC



Make-Believe Story

Name



Handwriting practice area with ten sets of lines. Each set consists of a solid top line, a dashed middle line, and a solid bottom line.