




# Sound It Out & Read It

Name \_\_\_\_\_




Write the correct letter under the sound card. Read the sentence and draw a line to the matching picture.

He can



He can







She can



We can





# Sight Word - for

Name \_\_\_\_\_

Trace the word. Cut the letters and glue them to spell the word.

for

for

for

for

--	--	--


--	--	--

r f o

o r f

Read & trace the words. Then write 2 sentences using the words and draw a picture of your sentences in the box.

Name \_\_\_\_\_



Two sets of handwriting practice lines, each consisting of a solid top line, a dashed middle line, and a solid bottom line.

# Missing Words

Name \_\_\_\_\_

Read the sentence. Circle the word that fits the sentence and write it on the line.

We get on the \_\_\_\_\_.

bus      bin



He is on the \_\_\_\_\_.

wet      web



I am \_\_\_\_\_.

six      sit





Cut and paste the sentence in the correct order. Name \_\_\_\_\_

Draw a picture to match the sentence.

--

--	--	--	--

fit. | big | Ten | men