




Sound It Out & Read It

Name _____




Write the correct letter under the sound card. Read the sentence and draw a line to the matching picture.


I have a _____ .







I see the _____ .








She can _____ .



We can _____ .



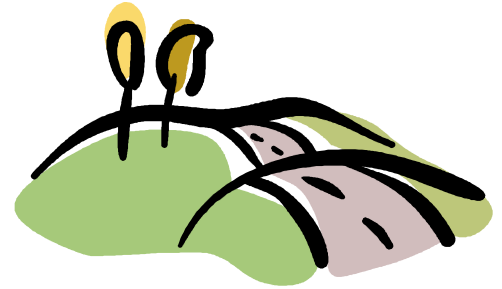
Missing Words

Name _____

Read the sentence. Circle the word that fits the sentence and write it on the line.

Jan ran up the _____.

him hill



The frog _____.

hops haps



Can you see the _____?

fos fox



Unscramble the Sentences

Name _____

big. is The bug

The red. bug is



Sight Word - get

Name _____

Trace the word. Cut the letters and glue them to spell the word.

get

get

get

get

--	--	--

--	--	--

e t g

t g e

Read & trace the words. Then write 2 sentences using the words and draw a picture of your sentences in the box.

Name _____

A rectangular box containing two rows of handwriting practice. The top row features a red ladybug illustration on the left, followed by the word 'bug' in dashed letters on a set of three horizontal lines (top, middle-dashed, bottom). The bottom row features a colorful patterned rug illustration on the right, followed by the word 'rug' in dashed letters on a set of three horizontal lines.



Four sets of handwriting lines, each consisting of a solid top line, a dashed middle line, and a solid bottom line, providing space for writing two sentences.