




Sound It Out & Read It

Name _____




Write the correct letter under the sound card. Read the sentence and draw a line to the matching picture.

It is an _____ .

		
---	---	---







It is a _____ .

		
--	--	--



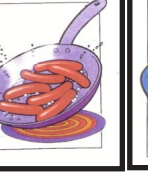




It is a _____ .

			
---	---	---	--



It is a _____ .

			
---	---	---	--



Missing Words

Name _____

Read the sentence. Circle the word that fits the sentence and write it on the line.

He can _____ the top.

spun spin



The dog is _____.

wet wit



The cat is _____.

sop soft



Unscramble the Name _____

Sentences

a have We dog.

He to run. likes



Sight Word – they

Name _____

Trace the word. Cut the letters and glue them to spell the word.

they

they

they

they

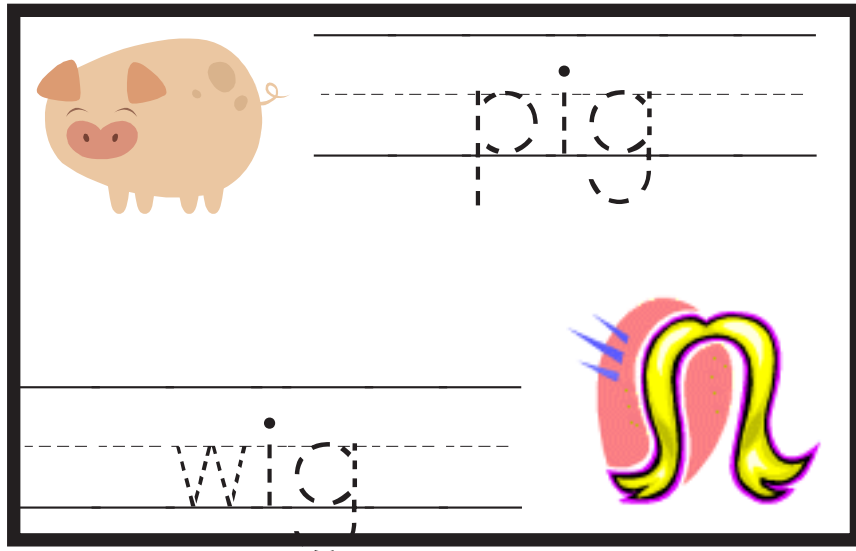
--	--	--	--

--	--	--	--

t e y h e y h t

Read & trace the words. Then write 2 sentences using the words and draw a picture of your sentences in the box.

Name _____



A rectangular box with a black border. On the left side, there is a cartoon pig with a pink nose and small ears. To its right, the word "pig" is written in a dashed font on a set of three horizontal handwriting lines (top, middle-dashed, bottom). Below the pig, the word "wig" is written in a dashed font on another set of three horizontal handwriting lines. To the right of the "wig" text is a colorful illustration of a wig with yellow and pink sections and blue highlights.



Two sets of handwriting practice lines. Each set consists of a solid top line, a dashed middle line, and a solid bottom line. The first set is located above the drawing box, and the second set is located below it.